



USER GUIDE:

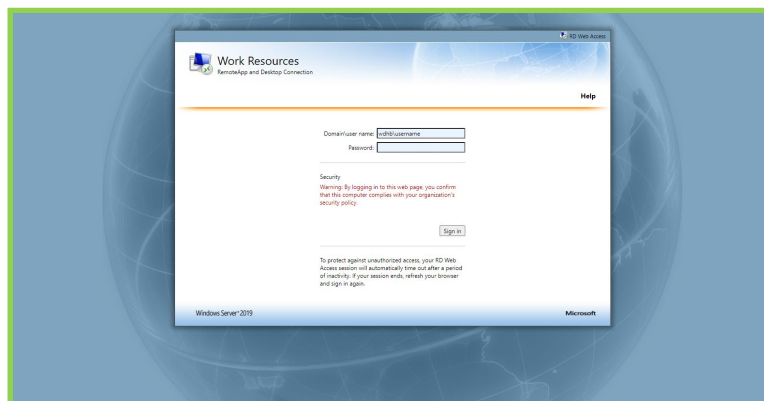
ACCESS WDHB RDS APPLICATIONS

Introduction

This document outlines how to connect to the WDHB RDS Gateway to access applications like PACS and CP, it is intended for non WDHB employees to gain access to specific published resources.

Logging In

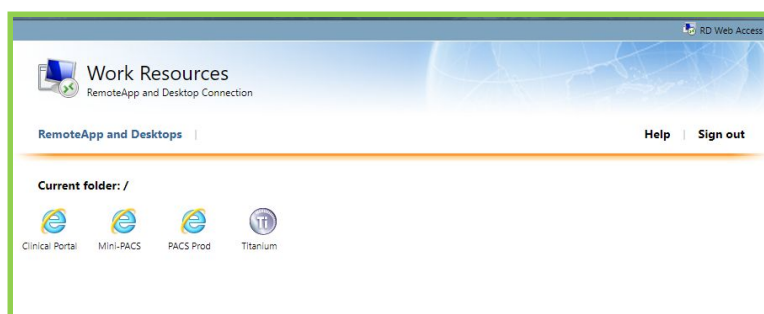
From any browser of your choosing access <https://rdgateway.wdhb.org.nz/RDWeb>



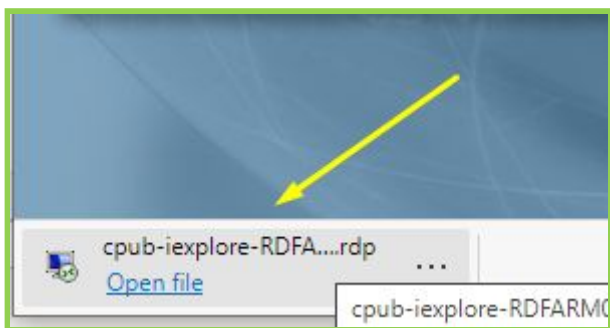
Enter Username and Password

Click Sign-In

Note: The Username must be in the format of Domain\Username which is WHDB\ followed by your standard user ID



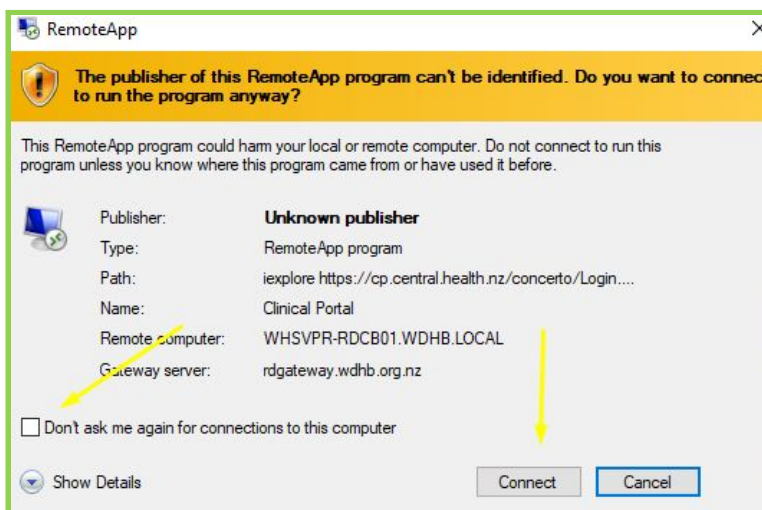
Click the Desired Icon



This will Download an RDP (As Shown Above)

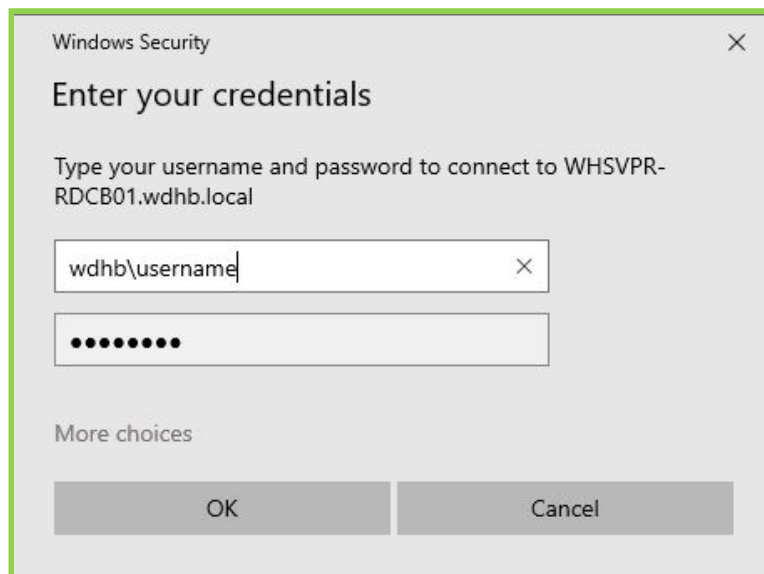
Click to Launch the RemoteApp Session

Note: See the Section: Subsequent Logons



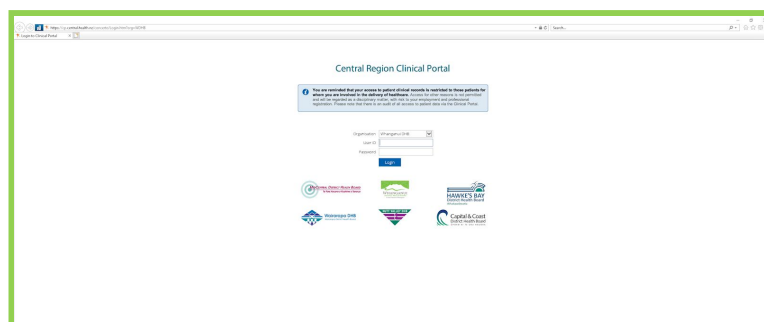
Click Connect

Note: Tick "Don't Ask Me Again for Connections to This Computer" if you wish to eliminate this step from subsequent attempts to launch your desired application



Enter Username and Password
Click Sign-In

Note: As previously the Username must be in the format of Domain\Username which is WHDB\ followed by your standard user ID

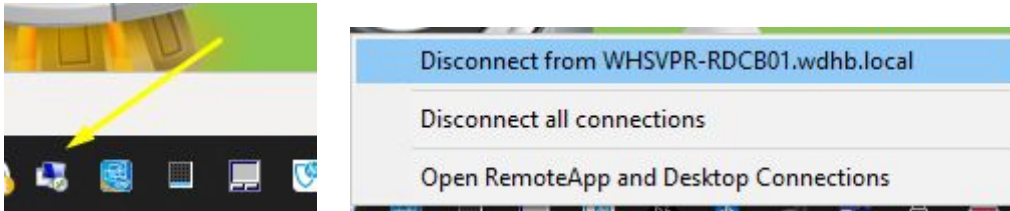


The Application Launches to a Seamless Window

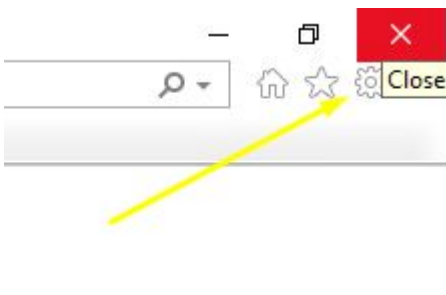
Note: All access from this point is subject to the level of access you have within each application, although you can launch other applications each has its own ACL

Logging Out

There are several ways you can exit the application



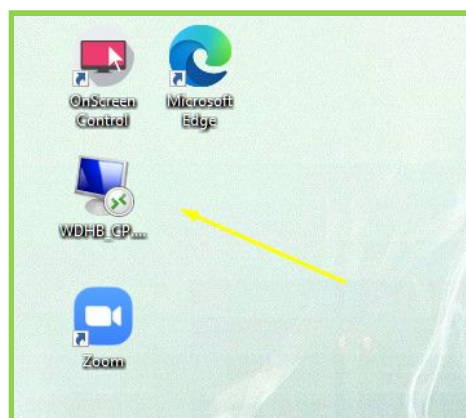
By Right Clicking the Remote Desktop Icon in the Taskbar and Selecting Disconnect From %SERVER NAME%



Or Simply Close the Application from the X in the Top Right of the Window

Subsequent Logons

You can save the RDP file to a location of your choosing (will likely default to your Downloads folder), renaming this to something meaningful like WDHB_CP.rdp and placing on your Desktop will simplify the logon process considerably



Additional Information

If you wish to change the behaviour of the way the application launches to support multiple screens or spanning etc then you can edit the RDP file with a standard text editor

<https://docs.microsoft.com/en-us/windows-server/remote/remote-desktop-services/clients/rdp-files>

